



# ASSEMBLY INSTRUCTION

RCAC3M-X-000 | Power Cable Connector

## A. ASSEMBLY INSTRUCTION


Ⓐ



Ⓐ Insert cable into the bushing and housing.


Note: "Apply cable pulling lubricant to cable jacket."

Ⓑ



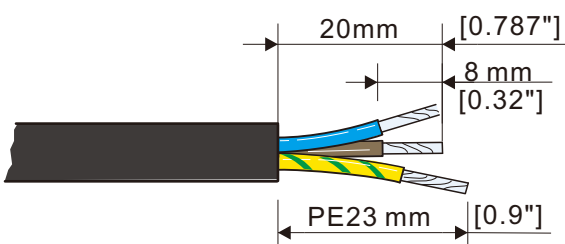
Ⓑ Separate the housing from the bushing (cable remain in bushing)

Ⓒ

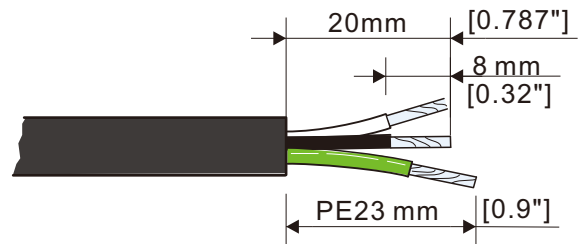


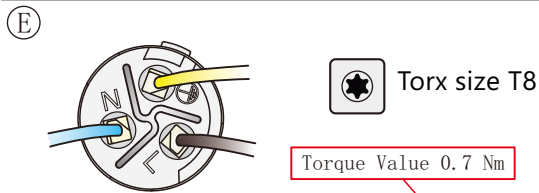
Ⓒ Place chuck over the cable.

Ⓓ



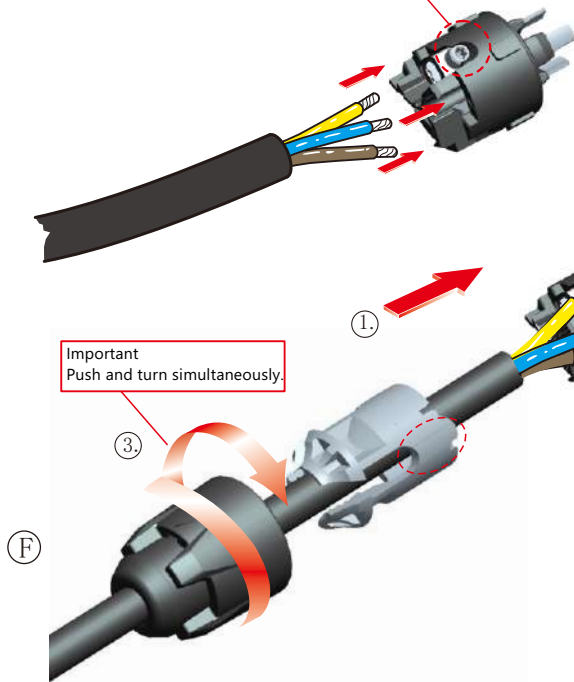
Ⓓ Prepare cable as shown.






Ⓔ Slide the cable into the contacts and clamp with the screw with Torx size T8.

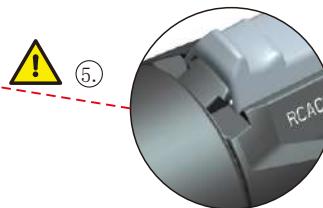
Wiring	VDE	UL
L	brown	black
N	blue	white
⏚	green/yellow	green



Ⓕ Slide chuck onto insert (1) and then both into housing (2). Important: Align the chuck by positioning the nose into keyway.

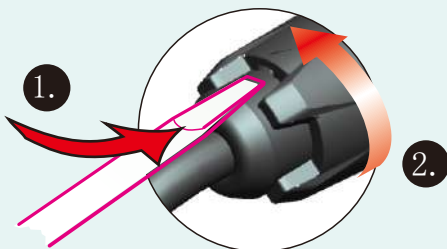



Ⓖ Slide the cable clamp (3) bushing up the cable and tighten it. Important: Black O-ring to hide to achieve IP protection (6)



### FOR DISASSEMBLY - OPEN TWIST LOCK!

- ① Press with screw driver to unlock
- ② Turn bushing 360
- ③ Repeat step ①.+②. until bushing is unscrewed.





**CAUTION**

To ensure protection category, do not expose the connection to bending forces (e.g. do not attach loads to the cable, no free-dangling cable windings etc.).

XLR Cable Connectors:  
Find more details on  
[www.rean-connectors.com](http://www.rean-connectors.com)



Neutrik AG LI T: +423 / 237 24 24 F: +423/232 53 93  
 Neutrik USA Inc. USA T: +1 704 / 972 3050 F: +1 704/438 9202  
 Neutrik (UK) Ltd. UK T: +44 1983 / 811 441 F: +44 1983/811 439  
 Neutrik Vertriebs GmbH DE/NL/AT/DK T: +49 8131 / 280 890 F: +49 8131/280 830

Neutrik France FR T: +33 1/4131 6750 F: +33 1/4131 0511  
 Neutrik Tokyo Ltd. JP T: +81 3/3663 4733 F: +81 3/3663 4796  
 Neutrik Hong Kong Ltd. HK T: +852/2687 6055 F: +852/2687 6052

Draft. Nr.: NCN 026 | Update: 2022-04-26

Data subject to change without prior notice. © 2021 REAN®. REAN® is registered trademark of Neutrik AG. ALL RIGHTS RESERVED.



B. ASSEMBLY INSTRUCTION

Application:

The power con system is certified as a connector with breaking capacity according to IEC60320,VDE 0625.It is intended for use as an appliance coupler and interconnect coupler.

It serves to supply power to an appliance and from an appliance to other equipment.

To be installed by qualified person only.

CONNECTOR ASSIGNMENT

APPLIANCE INLET

RRAC3M-X-000

Power IN



RCAC3F-X-000  
(Connector)

APPLIANCE OUTLET

RRAC3F-X-000

Power OUT



RCAC3M-X-000  
(Plug connector)

Approval based:	VDE IEC 60320-1/EN 60320-1		UL UL 60320-1/CSA C22.2 NO.60320-1	
Rating:	250V ac/16A		250V ac/20A	
Cable Type:	H05VV-F3G 1.0mm <sup>2</sup> ,Length max. 2m H05VV-F3G 1.5mm-2.5mm <sup>2</sup> H07RN-F3G 1.5mm <sup>2</sup>		SJTOW,SJOOW 3X12 AWG	
Strain Relief:	White chuck		White chuck	
Cable O.D.:	6.0 - 12.0 mm		6.0 - 12.0 mm	

UL50E environmental rating

Enclosure Type when mated with attachment plug RRAC3M-X-000 with Sealing Cover RA-X-001 and RRAC3F-X-000 with sealing cover RA-X-003.

Neutrik AG	LI	T: +423 / 237 24 24	F: +423/232 53 93	Neutrik France	FR	T: +33 1/4131 6750	F: +33 1/4131 0511
Neutrik USA Inc.	USA	T: +1 704 / 972 3050	F: +1 704/438 9202	Neutrik Tokyo Ltd.	JP	T: +81 3/3663 4733	F: +81 3/3663 4796
Neutrik (UK) Ltd.	UK	T: +44 1983 / 811 441	F: +44 1983/811 439	Neutrik Hong Kong Ltd.	HK	T: +852/2687 6055	F: +852/2687 6052
Neutrik Vertriebs GmbH	DE/NL/AT/DK	T: +49 8131 / 280 890	F: +49 8131/280 830				

Draft. Nr.: NCN 026 | Update: 2022-04-26 Data subject to change without prior notice. © 2021 REAN®. REAN® is registered trademark of Neutrik AG. ALL RIGHTS RESERVED.